

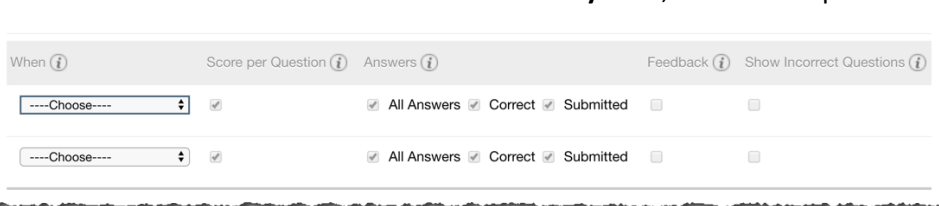
## Update About Exam Review






**PREVIOUS:** If you used Respondus LockDown Browser, your students could not review their exam results unless in a proctored setting. RLDB prompted for the password to review exam results.

**NOW:** Students are able to view the exam and their results on their own computer at any time if they have Respondus LockDown Browser installed, AND Blackboard test options are set to allow review of results.

**FIX:** *Instructors can control what students can see after an exam is taken!*

- Click an exam's "action arrow" and go to "Edit Test Options"
- Scroll down to "Show test results and feedback to students"
  - If you do not want students to see their results **at any time**, set both dropdown menus to "Choose."



When 	Score per Question 	Answers 	Feedback 	Show Incorrect Questions 
----Choose----	<input checked="" type="checkbox"/>	<input checked="" type="checkbox"/> All Answers <input checked="" type="checkbox"/> Correct <input checked="" type="checkbox"/> Submitted	<input type="checkbox"/>	<input type="checkbox"/>
----Choose----	<input checked="" type="checkbox"/>	<input checked="" type="checkbox"/> All Answers <input checked="" type="checkbox"/> Correct <input checked="" type="checkbox"/> Submitted	<input type="checkbox"/>	<input type="checkbox"/>

- If you want students to see their results **one time**, immediately after they have completed the exam, set the first dropdown to "One-Time View."