

Program Prioritization Progress Report

Dr. Lori Stinson
Provost / VP for Academic Affairs

Dr. Andrew Hanson
VP for Student Affairs

August 11, 2016



Background

- ⌘ All instructional and non-instructional programs were quintiled – 115 in total
- ⌘ **Expected Action**
 - ⌘ **Q1:** Highly successful; seek additional resources
 - ⌘ **Q2:** Highly successful; sustain current support
 - ⌘ **Q3:** Successful; areas for improvement identified
 - ⌘ **Q4:** Multiple elements needing improvement
 - ⌘ **Q5:** Needs major review / restructuring



Instructional Programs

- Programmatic Actions
- Opportunities

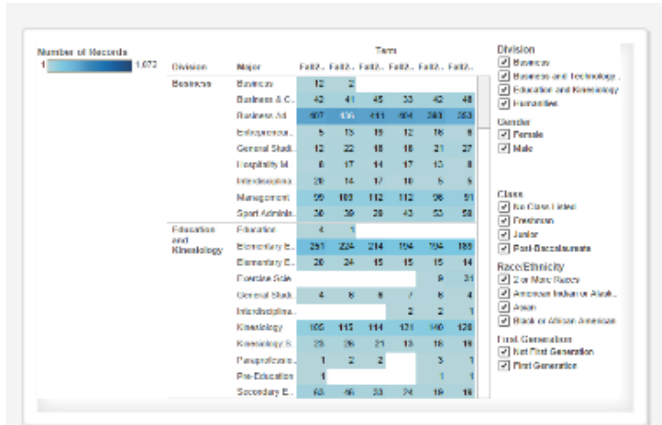


Non-Instructional Programs

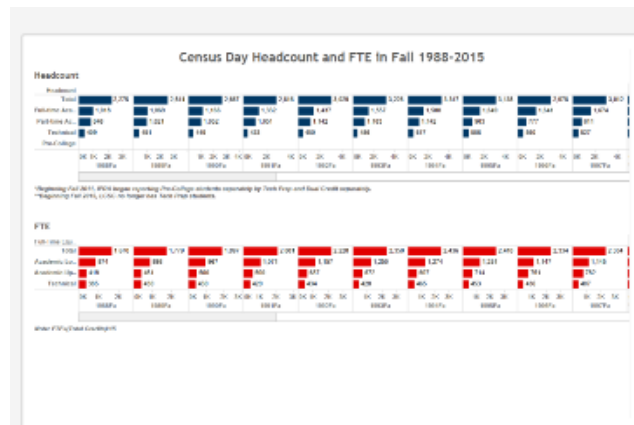


- Programmatic Actions
- Opportunities

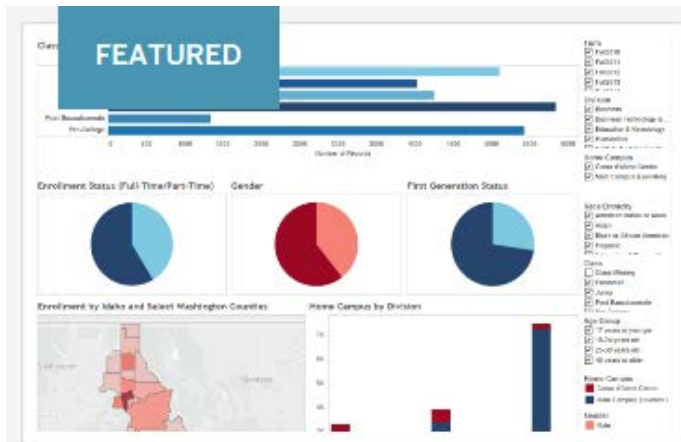
Integration



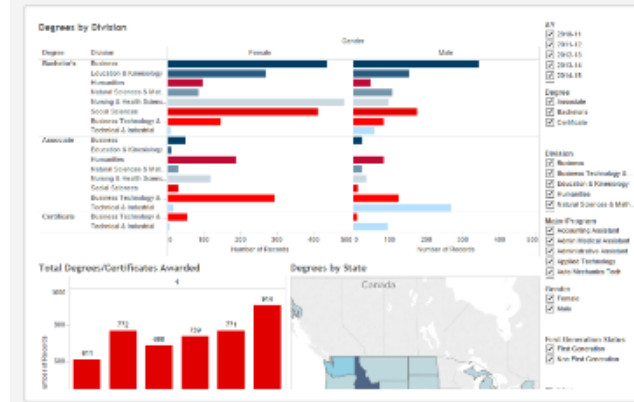
LCSC Fall Enrollment (Duplicated) by Major/Program 2010-15



Census Day Headcount and FTE from Fall 1988 to Fall 2015

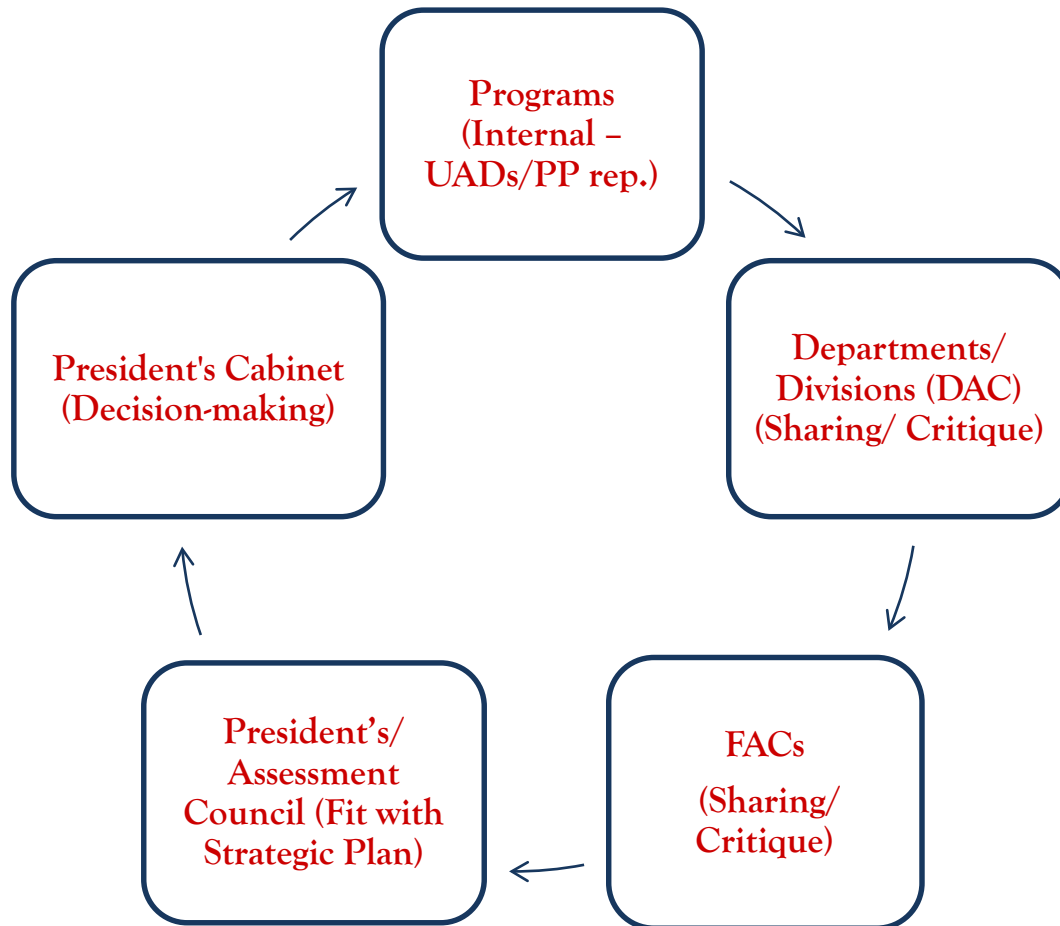


LCSC Fall Enrollments 2010-2015



LCSC Degrees and Certificates Awarded 2011-2016

Annual Cycle



PP and FY18 Budget

Line Item Summary

	Priority	Position
Health Professions	1	Kinesiology Asst Professor #1
Education Expansion		Kinesiology Asst Professor #2 Program Advisor
		Social Work Asst Professor #1
		Social Work Asst Professor #2 Administrative Assistant
Advising & Career Readiness	2	Veteran's Services Coord/Advisor Career Counselor #1 Career Counselor #2
		Student Services Generalist--CDA College Work Scholars Expansion



Thank you

Dr. Lori Stinson
Provost / VP for Academic Affairs

Dr. Andrew Hanson
VP for Student Affairs

August 11, 2016

